

Anomalous Effects of Two Gap Superconductivity in MgB_2

A. Gurevich

Applied Superconductivity Center, University of Wisconsin, Madison, Wisconsin 53706, USA

Received on 23 May, 2003.

In this paper a brief overview of anomalous behavior resulting from the two-gap superconductivity in MgB_2 is given. We focus on two characteristic effects: an anomalous enhancement of the upper critical field by nonmagnetic impurities and nonequilibrium interband phase textures which appear as a result of interband breakdown caused by electric field. Both effects distinguish MgB_2 from the existing low- T_c and high- T_c superconductors.

1 Introduction

The discovery of the two-gap superconductivity in MgB_2 [1, 2, 3] (and perhaps in $NbSe_2$ [4]) has brought to focus new effects of unconventional pairing and multicomponent order parameters ψ with internal degrees of freedom [5, 6]. In particular, MgB_2 has two different s-wave superconducting gaps $\Delta_\sigma(0) \approx 7.2\text{mV}$ and $\Delta_\pi(0) \approx 2.3\text{mV}$ residing on disconnected sheets of the Fermi surface (FS), which comprises nearly cylindrical 2D parts formed by in-plane σ antibonding p_{xy} orbitals of B, and a more isotropic 3D tubular network formed by out-of-plane π bonding and antibonding p_z orbitals of B. For two weakly coupled s-wave order parameters $\psi_1 = \Delta_1 e^{i\theta_1}$ and $\psi_2 = \Delta_2 e^{i\theta_2}$, the internal degree of freedom is the interband phase difference $\theta(\mathbf{r}, t) = \theta_1 - \theta_2$. In this case, in addition to the phase-locked states ($\theta = 0, \pi$), peculiar phase textures $\theta(\mathbf{r}, t)$ and collective modes [5] occur.

This paper addresses new electromagnetic effects, which principally result from the two-band superconductivity, making MgB_2 unique among the existing superconductors. Such effects manifest themselves in the following areas: 1. High-field superconductivity in dirty two-gap superconductors due to their anomalous response to nonmagnetic impurities. [7] This makes it possible to greatly increase the upper critical field H_{c2} by alloying MgB_2 and optimizing the ratio of intraband scattering rates, as has already been observed. [8] 2. Interband tunneling and intrinsic Josephson effect, which give rise to dislocation-like phase textures in the order parameter, and interband breakdown caused by the electric field. [9] These textures manifest themselves in new effects in nonlinear electromagnetic response.

2 High-field superconductivity

So far all attempts to increase T_c of MgB_2 by doping have been unsuccessful, while the significant potential of MgB_2 for applications is still limited by rather low upper critical

fields $H_{c2}^\perp(0) \simeq 3 - 5T$ and $H_{c2}^\parallel(0) \simeq 15 - 19T$ of MgB_2 single crystals [3, 10], where \perp and \parallel correspond to \mathbf{H} perpendicular and parallel to the ab plane. As far as H_{c2} is concerned, it can be increased by nonmagnetic impurities, following the well-known route for dirty one-gap superconductors in which the zero-temperature $H_{c2}(0)$ and the slope $H'_{c2} = dH_{c2}/dT$ at T_c are increased proportionally to the normal state residual resistivity ρ :

$$H_{c2}(0) = 0.69T_c H'_{c2}, \quad H'_{c2} = 4e\kappa_B N_F \rho / \pi, \quad (1)$$

where N_F is the density of states at the FS and $-e$ is the electron charge. The same approach has also been applied to MgB_2 in which scattering was introduced by irradiation or atomic substitutions on both B and Mg sites [3]. For instance, in c-axis oriented MgB_2 films [11], ρ was increased from $\sim 1\mu\Omega\text{cm}$ to more than $200\mu\Omega\text{cm}$, resulting in $H'_{c2\perp} \approx 1\text{T/K}$ and $H'_{c2\parallel} \approx 1.8\text{T/K}$, while reducing T_c down to $\approx 31\text{K}$. Based on these numbers, the extrapolation (1) gives $H_{c2}^\perp(0) \approx 20\text{T}$, still below $H_{c2}(0) \approx 30\text{T}$ of Nb_3Sn . However, Eq. (1) significantly underestimates the actual H_{c2} in two-gap superconductors, thus H_{c2} of MgB_2 can exceed $H_{c2}(0)$ of Nb_3Sn even for $H'_{c2\perp} \approx 1\text{T/K}$ which have already been achieved [11, 8].

The Fermi surface of MgB_2 provides three different impurity scattering channels: intraband scattering within σ and π FS sheets, and interband scattering. Intraband scattering reduces the intrinsic anisotropy of Δ_σ and Δ_π with no effect of T_c , while the pairbreaking effect of interband scattering is weak due to orthogonality of σ and π orbitals [12]. The multiple scattering channels provide the essential flexibility to increase the H_{c2} of MgB_2 to a much greater extent than in one-gap superconductors not only by the usual increase of ρ , but also by optimizing relative weights of σ and π scattering rates by selective atomic substitution on B and Mg sites. This follows from recent calculations of H_{c2} from the Usadel equations in which all scattering channels in MgB_2 are accounted for via the electron diffusivity tensors $D_m^{\alpha\beta}$ for each m -th FS sheet and the interband scattering rates $\gamma_{mm'}$.

The Usadel equations for two-gap superconductors are: [7]

$$\omega f_1 - \frac{1}{2} D_1^{\alpha\beta} [g_1 \Pi_\alpha \Pi_\beta f_1 - f_1 \nabla_\alpha \nabla_\beta g_1] = \psi_1 g_1 + \gamma_{12} (g_1 f_2 - g_2 f_1) \quad (2)$$

$$\omega f_2 - \frac{1}{2} D_2^{\alpha\beta} [g_2 \Pi_\alpha \Pi_\beta f_2 - f_2 \nabla_\alpha \nabla_\beta g_2] = \psi_2 g_2 + \gamma_{21} (g_2 f_1 - g_1 f_2), \quad (3)$$

Eqs. (2) and (3) are supplemented by the self-consistency equations for the order parameters $\psi_m = \Delta_m \exp(i\theta_m)$,

$$\psi_m = 2\pi T \sum_{\omega > 0} \sum_m \lambda_{mm'} f_{m'}(\mathbf{r}, \omega), \quad (4)$$

Here $|f_m|^2 + g_m^2 = 1$, the band index m runs from 1 and 2, N_m is the partial density of states, $\Pi = \nabla + 2\pi i \mathbf{A}/\phi_0$, \mathbf{A} is the vector potential, ϕ_0 is the flux quantum, and $\omega = \pi T(2n + 1)$, $n = 0, \pm 1, \dots$, and the matrix elements of the BCS coupling constants $\lambda_{mm'}$ are given by $\lambda_{\sigma\sigma} \approx 0.81$, $\lambda_{\pi\pi} \approx 0.285$, $\lambda_{\sigma\pi} \approx 0.119$, and $\lambda_{\pi\sigma} \approx 0.09$ [13] (the indices 1 and 2 correspond to σ and π bands, respectively). The Usadel equations were recently used to calculate vortices in MgB_2 . [14] The values of $\gamma_{mm'}$ and $D_m^{\alpha\beta}$ can be either calculated from first principles or extracted from the observed $H_{c2}(T)$ and $\rho(T)$ curves [7]. For the 2D σ band, the principal value $D_\sigma^{(c)}$ along the c -axis is much smaller than the in-plane $D_\sigma^{(a)}$ and $D_\sigma^{(b)}$, but the anisotropy in $D_\pi^{\alpha\beta}$ for the 3D π -band is much weaker.

Solving Eqs. (2)-(4) [7, 14] for $\gamma_{mm'} = 0$, yields the following equation for H_{c2}^\perp :

$$\begin{aligned} a_0 [\ln t + U(h/t)] [\ln t + U(\eta h/t)] + \\ a_2 [\ln t + U(\eta h/t)] + a_1 [\ln t + U(h/t)] = 0, \end{aligned} \quad (5)$$

where $a_1 = 1 + \lambda_-/\lambda_0$, $a_2 = 1 - \lambda_-/\lambda_0$, $a_0 = 2w/\lambda_0$, $\lambda_0 = (\lambda_-^2 + 4\lambda_{12}\lambda_{21})^{1/2}$, $\lambda_\pm = \lambda_{11} \pm \lambda_{22}$, $w = \lambda_{11}\lambda_{22} - \lambda_{12}\lambda_{21}$, $\eta = D_2/D_1$, $h = H_{c2} D_1 / 2\phi_0 T_c$, $t = T/T_c$, and $\psi(x)$ is the di-gamma function. For equal diffusivities, $\eta = 1$, Eq. (5) reduces to the one-gap Maki-deGennes equation $\ln t + U(h/t) = 0$. To account for the dependence of $H_{c2}(\theta)$ on the angle between \mathbf{H} and the c -axis, D_1 and D_2 in Eq. (5) should be replaced by the angular dependent diffusivities $D_1(\theta)$ and $D_2(\theta)$ for both bands [7]:

$$D_m(\theta) = [D_m^{(a)2} \cos^2 \theta + D_m^{(a)} D_m^{(c)} \sin^2 \theta]^{1/2} \quad (6)$$

Eqs. (5) and (6) describe a rather anomalous behavior, depending on the material parameter $\eta = D_1/D_2$ which can be varied by disordering either B or Mg sublattices. In the case of large difference between D_1 and D_2 , the dependence $H_{c2}(T)$ can exhibit a significant *upward* curvature, because the slope H'_{c2} at T_c is inversely proportional to the *maximum* diffusivity, while $H_{c2}(0)$ is inversely proportional to the *minimum* diffusivity. Thus, $H_{c2}(0)$ can be much higher than the one-gap extrapolation (1) suggests. Figs. 1 and 2 show good fit of Eqs. (5) and (6) to pulse high-field

measurements of $H_{c2}(T)$ on resistive $220\mu\Omega\text{cm}$ c -axis oriented film [8], which has very high $H_{c2}(T)$ exceeding H_{c2} of Nb_3Sn . The fit in Figs. 2 and 3 also revealed that the π band in this film is much dirtier ($D_\pi \simeq 0.1D_\sigma$) than the σ band, which may be due to distorted and buckled Mg sublattice [16].

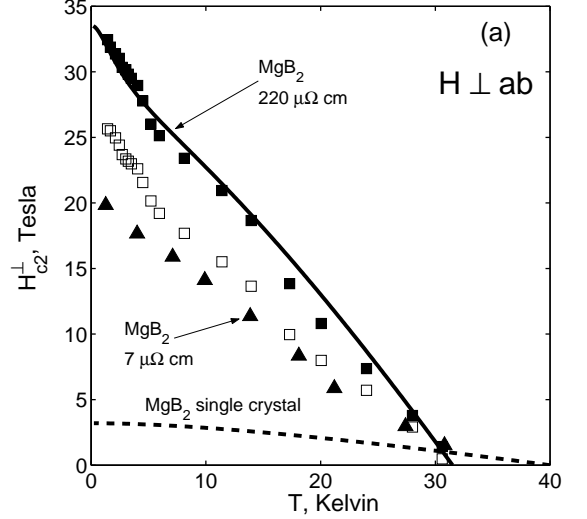


Figure 1. Temperature dependence of $H_{c2}^\perp(T)$. The data points show experimental data for dirty $220\mu\Omega\text{cm}$ film and epitaxial MgB_2 film [8], and the solid curve is calculated from Eq. (5) with $D_\pi^{(ab)} = 0.12D_\sigma^{(ab)}$.

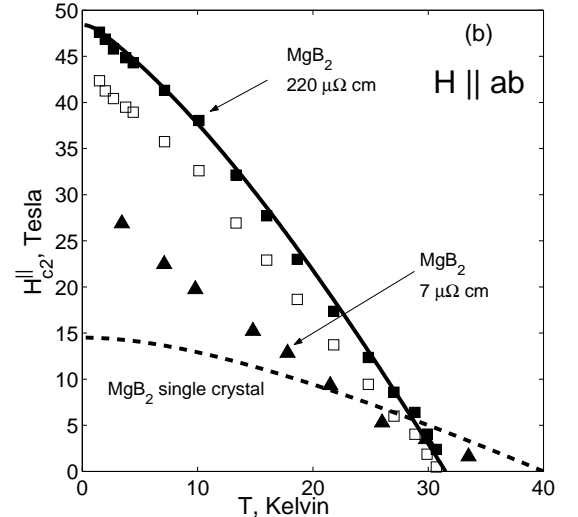


Figure 2. Temperature dependence of $H_{c2}^\parallel(T)$. The data points show experimental data for dirty $220\mu\Omega\text{cm}$ film and epitaxial MgB_2 film [8], and the solid curve is calculated from Eqs. (5) and (6) with $[D_\pi^{(c)} D_\pi^{(ab)}]^{1/2} = 0.2[D_\sigma^{(c)} D_\sigma^{(ab)}]^{1/2}$.

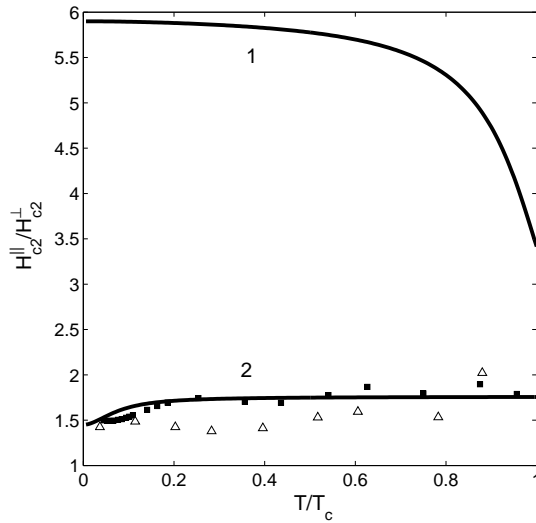


Figure 3. Temperature dependence of the anisotropy parameter $H_{c2}^{\parallel}(T)/H_{c2}^{\perp}(T)$. Solid squares and empty triangles correspond to the dirty $220\mu\Omega\text{cm}$ and the epitaxial MgB_2 film, respectively. The curve 1 is calculated from Eqs. (5) and (6) with $D_{\sigma}^{(ab)} = 36D_{\sigma}^{(c)}$, and $D_{\pi}^{(ab)} = 5D_{\sigma}^{(ab)}$, and curve 2 for $D_{\pi}^{(ab)} = 0.09D_{\sigma}^{(ab)}$, and $D_{\sigma}^{(ab)} = 3D_{\sigma}^{(c)}$.

Eqs. (5) and (6) also describe an unusual temperature dependence of the anisotropy parameter $\gamma(T) = H_{c2}^{\parallel}/H_{c2}^{\perp}$ different from the predictions of the anisotropic one-gap GL theory in which $\gamma(T) = \text{const.}$ Because the 2D σ band in MgB_2 results in $D_{\sigma}^{(c)}/D_{\sigma}^{(a)} \ll D_{\pi}^{(c)}/D_{\pi}^{(a)}$, $\gamma(T)$ can either increase as T decreases if $D_{\pi} > D_{\sigma}$, or decrease as T decreases if $D_{\pi} \ll D_{\sigma}$. The first case is characteristic of cleaner samples [10], whereas the second case was observed on dirty films, as shown in Fig 3. The anisotropy of the lower critical field $H_{c1}(T)$ is different from that of $H_{c2}(T)$ [15], as evident from the London penetration depth tensor $\Lambda_{\alpha\beta}$ in the dirty limit [7]:

$$\Lambda_{\alpha\beta}^{-2} = \frac{4\pi^2 e^2}{c^2} (N_1 D_1^{\alpha\beta} \Delta_1 \text{th} \frac{\Delta_1}{2T} + N_2 D_2^{\alpha\beta} \Delta_2 \text{th} \frac{\Delta_2}{2T}). \quad (7)$$

For MgB_2 , the tensor $\Lambda_{\alpha\beta}^{-2}$ is a sum of the diffusivities $D_1^{\alpha\beta}$ and $D_2^{\alpha\beta}$ with markedly different anisotropies and absolute values. Thus, $\Lambda_{\alpha\beta}$ is always limited by the cleanest band with the *maximum* diffusivity, so the ratio $H_{c1}(\theta)/H_{c2}(\theta)$ not only becomes dependent on the field orientation, but its angular dependence turns out to be different at different T .

The two-band superconductivity in MgB_2 provides a new way to boost H_{c2} , because a higher $H_{c2}(0)$ is possible for a given slope H'_{c2} at T_c . For example, if $H'_{c2} = 1\text{T/K}$ and $T_c = 40\text{ K}$, the theory predicts $H_{c2}(0) > 40\text{ Tesla}$, which exceeds $H_{c2}(0)$ of Nb_3Sn , even though H'_{c2} is still smaller than 2 T/K characteristic of many low- T_c and high- T_c materials. For $H'_{c2} = 1\text{T/K}$, the shortest GL in-plane coherence length $\xi(0) = [\phi_0/2\pi T_c H'_{c2}]^{1/2} \approx 3\text{ nm}$ for the σ band is still large enough to ensure no significant magnetic granularity and weak link behavior at grain boundaries. Thus, there are no inherent limitations to further increase of H'_{c2} toward the high- T_c level of 2 T/K by proper alloying or by quenched-in lattice disorder in MgB_2 with the account of its complex substitutional chemistry. [17] For $H'_{c2} \simeq 2\text{T/K}$, the field $H_{c2}(0)$ would approach the paramagnetic limit of $\simeq 70\text{ Tesla}$, in which case a more general Eliashberg theory should be used to include strong coupling and spin effects.

3 Intrinsic Josephson effect and inter-band phase textures

To calculate the interband phase textures $\theta(\mathbf{r}, t)$, we derive the equations of motion for θ and the electric field \mathbf{E} at $T \approx T_c$ from the time-dependent Ginzburg-Landau (TDGL) equations, $\Gamma_m(\partial_t - 2\pi c i \varphi/\phi_0)\psi_m = -\delta F/\delta \psi_m^*$. Here φ is the electric potential, Γ_m are damping constants, and the free energy $F = \int d^3\mathbf{r} (f_1 + f_2 + f_m + f_{int})$ contains the magnetic part $f_m = |\nabla \times \mathbf{A}|^2/8\pi$, the GL intraband part f_m , and the interband energy f_{int} :

$$f_m = \alpha_m |\psi_m|^2 + \frac{\beta_m}{2} |\psi_m|^4 + g_m \left| \left(\nabla + \frac{2\pi i}{\phi_0} \mathbf{A} \right) \psi_m \right|^2, \quad (8)$$

$$f_{int} = \gamma (\psi_1 \psi_2^* + \psi_1^* \psi_2)/2 = \gamma \Delta_1 \Delta_2 \cos \theta, \quad (9)$$

The current density \mathbf{J} is a sum of supercurrent and the normal current,

$$\mathbf{J}_s = -8\pi^2 c (g_1 \Delta_1^2 \mathbf{Q}_1 + g_2 \Delta_2^2 \mathbf{Q}_2)/\phi_0^2 + \sigma \mathbf{E}, \quad (10)$$

where $\mathbf{Q}_m = \mathbf{A} - \phi_0 \nabla \theta_m/2\pi$, σ is the normal conductivity, and the supercurrent is a sum of independent intraband contributions. Static Eqs. (8)-(10) were also derived from the microscopic Usadel equations [7].

For weak interband coupling, $\gamma \ll \alpha_{1,2}$, the gaps $\Delta_{1,2}$ are not affected by the phase textures, in which case the equation of motion for $\theta = \theta_1 - \theta_2$ become [9]

$$\tau_{\theta} \dot{\theta} = L_{\theta}^2 \nabla^2 \theta + \text{sign}(\gamma) \sin \theta + \alpha_{\theta} \text{div} \mathbf{J}_s, \quad (11)$$

where the relaxation time τ_{θ} , the decay length L_{θ} , and the charge coupling parameter α_{θ} are given in Ref. [9]. As

follows from Eq. (11), the θ -mode does not contribute to the static magnetic response, since $\text{div} \mathbf{J}_s = 0$ for any distribution of bulk supercurrents. However, the θ -mode interacts with a nonuniform electric field due to nonequilibrium charge imbalance, $\text{div} \mathbf{J}_s = -\sigma \text{div} \mathbf{E}$. This happens near the normal current leads, where the difference in the injected intraband charge densities provides the driving term $\alpha_\theta \text{div} \mathbf{E}$ in Eq. (11) due to the bands asymmetry, $\Gamma_1 g_2 \neq \Gamma_2 g_1$. Static distributions θ are described by the sine-Gordon equation $L_\theta^2 \nabla^2 \theta = \text{sign}(-\gamma) \sin \theta$, which has a single-soliton or staircase solutions similar to the vortex solutions in long Josephson contacts [18]. However, these θ -solitons differ from the Josephson vortices, because they do not carry magnetic flux and do not interact with magnetic fields and supercurrents, but can be driven by a nonequilibrium *charge density* injected from normal electrodes. Thus, equilibrium nonuniform solutions $\theta(x)$ are always energetically unfavorable as compared to the phase-locked states, $\theta = 0$ for $\gamma < 0$, or π for $\gamma > 0$, yet dynamic or quenched phase textures can be generated during current-induced interband breakdown.

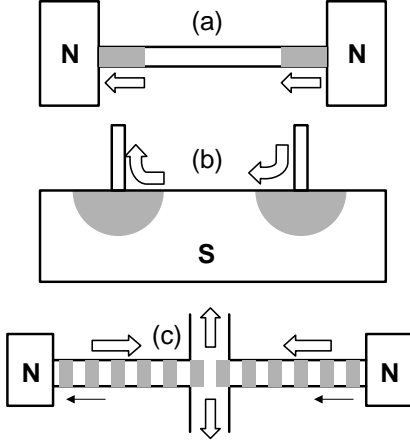


Figure 4. Geometries in which the interband phase breakdown could occur. Here N labels normal electrodes, gray domains show phase solitons moving along thin arrows, and block arrows indicate current directions. Static phase textures form in microbridges (a) and point contacts (b), while in the four-terminal geometry (c) the solitons and antisolitons continuously annihilate in the center.

The equation for \mathbf{E} has the form [9]

$$\tau_e \dot{\mathbf{E}} + \mathbf{E} - L_e^2 \text{grad} \text{div} \mathbf{E} + \alpha_e \nabla \dot{\theta} = \tau_e \dot{\mathbf{J}} / \sigma, \quad (12)$$

where $\mathbf{J}(t)$ is the driving current density, L_e is the electric field penetration depth, τ_e is the charging time constant obtained in Ref. [9], and the coupling term $\alpha_e \nabla \dot{\theta}$ describes an electric field caused by moving phase textures.

Eqs. (11) and (12) which describe nonlinear electrodynamics of a two-gap superconductor at fixed gaps $\Delta_{1,2}$ were used to calculate $\theta(x, t)$ in a current-carrying microbridge of length $2a$ (Fig. 4). Below the critical current density J_t the bridge is in a phase-locked state, except localized phase kinks at the edges. For $J > J_t$, the interband

breakdown causes periodic generation of θ -solitons near the current leads and penetration of phase textures in the bulk, as shown in Figs. 5,6. Here $J_t = 2L_\theta/\alpha_\theta$ for $L_\theta \gg L_e$, and $J_t = L_e/\alpha_\theta \tanh(a/L_e)$ for $L_\theta \ll L_e$ [9].

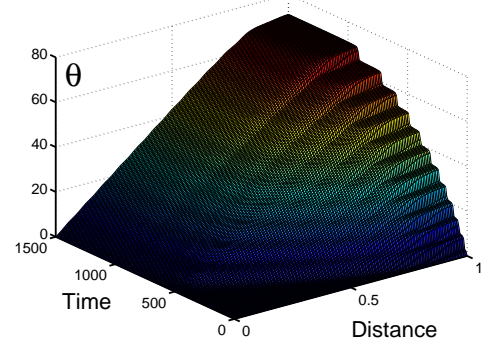


Figure 5. Formation of a soliton chain in the right half ($0 < x < a$) of the bridge of length $2a$ after $J(t)$ was turned on from 0 to $1.025J_t$ at $t = 0$, and $L_e = a/10$, $L_\theta = 0.1L_e$. Times and distances are normalized to τ_θ and a , respectively.

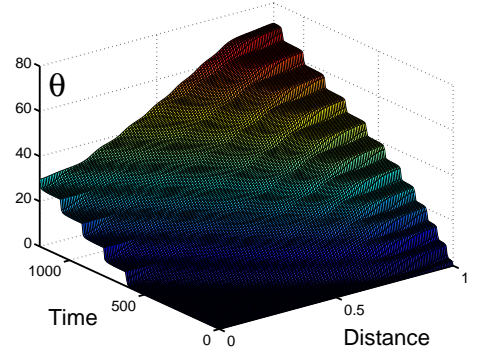


Figure 6. Moving soliton shuttle in the right half of the horizontal leg ($0 < x < a$) in the four-terminal geometry shown in Fig. 4c. $J(t)$ was turned on from 0 to $1.012J_t$ at $t = 0$, and the rest is the same as in Fig. 5.

Eqs. (11) and (12) were solved numerically for the bridge (Fig. 4a) where $E(x, t)$ and $\theta(x, t)$ are even and odd functions of x , respectively, $E(\pm a, t) = E_0$, $E'(0, t) = 0$, $\theta(0) = 0$, $\theta'(\pm a, t) = 0$, and supercurrents in both bands vanish at the normal electrodes, $J = \sigma E$. In this case θ -solitons first appear at the bridge edges, but for $J > J_t$, they are pushed to the bulk by the strong gradient of $E(x)$. Then the next soliton forms near the edge and the process repeats periodically, resulting in the propagation of two soliton chains from the opposite current leads as shown in Fig. 5. After the first two solitons in the chains collide in the center they stop, while new solitons keep entering the bridge. During this soliton pileup, the mean slope $\theta'(t)$ increases, reaching a critical value $\theta'_c \simeq \alpha_\theta J / L_\theta^2$ (for $J \gg J_t$) at which the soliton generation at the edges stops and a static texture forms. During the soliton penetration, $t < t_c \sim \tau_\theta a \theta'_c / 2\pi$, a transient resistance and voltage oscillations are generated.

A similar behavior occurs at the point contact (Fig. 4b), in which concentric soliton shells propagate into the bulk, forming a static structure.

A very different kind of soliton dynamics occurs in the 4-terminal geometry (Fig. 4c), for which currents flow in the opposite directions, making 90° turns around the central stagnation point ($x = 0$) where $\nabla\theta = 0$ by symmetry. In this case $E(x)$ is an odd function of x so the driving charge density $\text{div}\mathbf{E}$ does not change sign along the horizontal leg of the cross in Fig. 4c, the total charge along the horizontal leg is compensated by the opposite charge distributed along the vertical leg. The asymmetry of $E(x)$ causes generation of solitons and antisolitons at the opposite current leads, which then move toward the center of the cross where they annihilate, as shown in Fig. 6. Such continuous soliton motion takes place if the width w_y of the vertical leg is greater than the width w_x of the horizontal leg, so that the current density in the horizontal leg I/w_x exceeds J_t , while the vertical leg remains in the phase-locked state $I/w_y < J_t$, where I is the total sheet current. For $a \gg L_e$, the soliton-antisoliton annihilation in the center is unaffected by the charge imbalance near the current leads.

Two different dynamic states represented in Figs. 5 and 6 have clear analogs in the theory of long Josephson contacts. Namely the transient soliton penetration in the bridge in Fig. 5 is analogous to vortex penetration in a long Josephson junction in a magnetic field $H > H_{c1}$, since in both cases the driving terms (charge and magnetization current densities, respectively) are asymmetric functions of x . By contrast, the soliton dynamics in the 4-terminal geometry is analogous to the steady-state annihilation of self-field Josephson vortices and antivortices in a long Josephson junction with a transport current. Because the total charge along the horizontal strip in Fig 4c is nonzero, all θ -solitons are pushed in the same direction (anti-solitons move in the opposite direction), similar to the flux flow of the Josephson vortices driven by the Lorentz force of the transport current.

For $J > J_t$, the soliton shuttle in Fig. 6 results in continuous voltage oscillations on the bridge. However despite the formal analogy with the behavior of a Josephson junction, the effects considered in this work are due to interband tunneling [5], so the generation of θ -solitons does not require any weak links. Unlike the Josephson vortex, a single θ -soliton moving with a constant velocity v does not carry magnetic flux, but the continuous phase slippage near the normal lead increases the electric field penetration depth \tilde{L}_e to $\tilde{L}_e = (L_e^2 + \alpha_e \alpha_\theta / \sigma \tau_\theta)^{1/2}$ for $J \gg J_t$. [9] This effect increases the excess dc sheet resistance of the strip by $R_{ex} = (\tilde{L}_e - L_e) / \sigma w$.

The dynamic phase textures can result in new features of nonlinear electrodynamics of two-gap superconductors. In particular, the soft interband θ -mode could manifest itself in rf absorption at frequencies below the small gap Δ_2 . As follows from Eq. (11), interaction of the θ -mode with

the rf electric field \mathbf{E} depends on the polarization of \mathbf{E} : if $\mathbf{E}(t)$ is parallel to the sample surface, then $\text{div}\mathbf{E} = 0$, thus the phase mode is not excited by the rf field. However, the θ -mode contributes to the rf impedance if the rf field has a component perpendicular to the sample surface.

Other interesting effects could occur in the point contact geometry (Fig. 4c) in which high current densities $J \sim J_t$ near the contact (for example, an STM tip) can be achieved. If the tip is perpendicular to the film surface of a c -axis oriented film, then it mainly injects current into the 3D π band, because the c -axis tunneling into the 2D σ band is strongly suppressed. The resulting strong charge imbalance between σ and π bands greatly facilitates generation of concentric soliton structures, which can be used to probe the interband breakdown with point contacts. If the currents are simultaneously injected from two point contacts and drained into another current lead, the periodic voltage oscillations between the contacts occur in a way similar to the above-described oscillations in a microbridge.

This work was supported by the NSF MRSEC (DMR 9214707), AFOSR MURI (F49620-01-1-0464).

References

- [1] J. Nagamatsu, N. Nakagawa, T. Muranaka, Y. Zenitani, and J. Akimitsu, *Nature*, **410**, 63 (2001).
- [2] A. Liu, I.I. Mazin, and J. Kortus, *Phys. Rev. Lett.* **87** 087005 (2001); H.J. Choi *et al.*, *Nature* **418**, 758 (2002).
- [3] P.C. Canfield and G.W. Crabtree, *Physics Today*, **56**, 34 (2003).
- [4] T. Yokoya *et al.*, *Science* **294**, 2518 (2001).
- [5] A.J. Leggett, *Prog. Theor. Phys.* **36**, 901 (1966); *Rev. Mod. Phys.* **47**, 331 (1975).
- [6] M. Sigrist and K. Ueda, *Rev. Mod. Phys.* **63**, 239 (1991).
- [7] A. Gurevich, *Phys. Rev. B*, **67**, 184515 (2003).
- [8] A. Gurevich *et al.*, *cond-mat/0305474*.
- [9] A. Gurevich and V.M. Vinokur, *Phys. Rev. Lett.* **90**, 047004 (2003).
- [10] P.C. Canfield, S.L. Bud'ko, and D.K. Finnemore, *Physica C* **385**, 1 (2003).
- [11] S. Patnaik *et al.*, *Supercond. Sci. Technol.*, **14**, 315 (2001).
- [12] I.I. Mazin *et al.*, *Phys. Rev. Lett.* **89**, 107002 (2002).
- [13] A.A. Golubov *et al.*, *J. Phys. C* **14**, 1353 (2002).
- [14] A.E. Koshelev and A.A. Golubov, *Phys. Rev. Lett.* **90**, 177002 (2003).
- [15] V.G. Kogan, *Phys. Rev. B*, **66**, R020509 (2002).
- [16] X. Song, *et al.*, *Supercond. Sci. Technol.* **15**, 511 (2002).
- [17] R.J. Cava, H.W. Zandbergen, and K. Inumaru, *Physica C* **385**, 8 (2003).
- [18] Y. Tanaka, *Phys. Rev. Lett.* **88**, 017002 (2002).