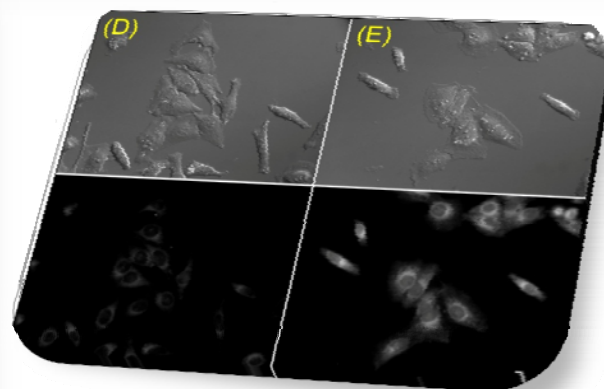
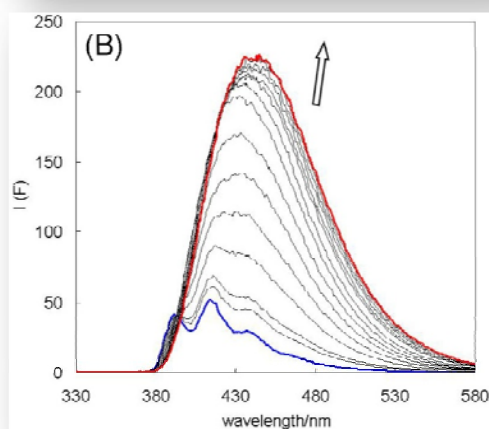
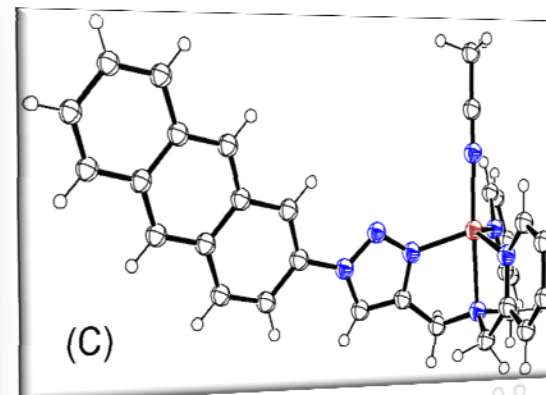
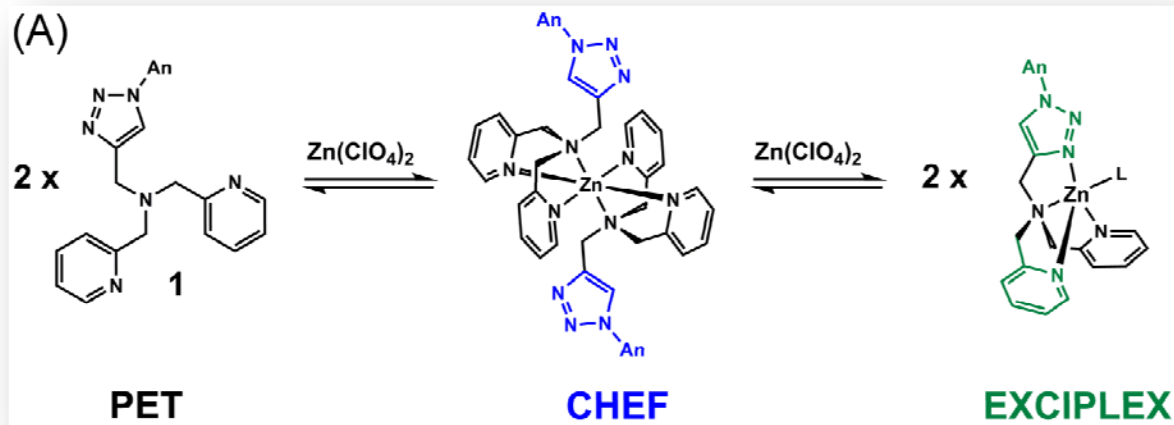




## 2-Anthryltriazolyl-containing multidentate ligands: zinc-coordination mediated photophysical processes and potential in live-cell imaging applications



Heather A. Michaels,<sup>†</sup> Christopher S. Murphy,<sup>‡</sup> Ronald J. Clark,<sup>†</sup> Michael W. Davidson,<sup>‡</sup> and Lei Zhu<sup>†</sup>  
<sup>†</sup> Department of Chemistry and Biochemistry, Florida State University; <sup>‡</sup> National High Magnetic Field Laboratory



Tetradentate ligand **1** (A) undergoes a significant fluorescent enhancement upon zinc coordination (B). Various experimental evidence supports a stepwise binding model of **1** to zinc ion over a concentration gradient (A), en route to a 1:1 complex characterized by X-ray crystallography (C). Live-cell fluorescence imaging results show that compound **1** may act as an intracellular zinc reporter which responds to media zinc enrichment with enhancement in fluorescence intensity (D – zinc-poor; E – zinc-enriched).

This work was supported by a New Investigator Research (NIR) grant from the James and Esther King Biomedical Research Program administered by the Florida Department of Health, and National Science Foundation (CHE 0809201).

Published in: Michaels, H. A.; Murphy, C. S.; Clark, R. J.; Davidson, M. W. and Zhu, L. *Inorg. Chem.* **2010**, *49*, 4278-4287.